

Mastering Turnitin




**A Guide to Activation,
Submission, and Academic Integrity.**

The Turnitin Lifecycle




Phase 1: Access

Securely activate your account and establish your digital credentials.



Phase 2: Analysis

Navigate the dashboard and submit your draft through the processing pipeline.



Phase 3: Action

Decode your similarity report, paraphrase flagged text, and resubmit for excellence.

The Two-Step Verification Process



Step 1: The Invitation

Look for an email titled "Set up your Turnitin" (check your spam or promotions folder!). Click the link, enter your registered email and full name, and click **Next**.

Step 2: The Password Creation

Wait for a second, automated email titled "Create your Turnitin password." You must click the top link in this second email to actually generate your login credentials.

Crafting Your Security Key

1. Uppercase Letters (A-Z)

1.

Your password must be a minimum of **12** characters. To successfully lock the vault, you must combine all four elements:

2. Lowercase Letters (a-z)

2.

4. Symbols (!@#\$%)

4.

3. Numbers (0-9)

3.



Finalizing Your Setup



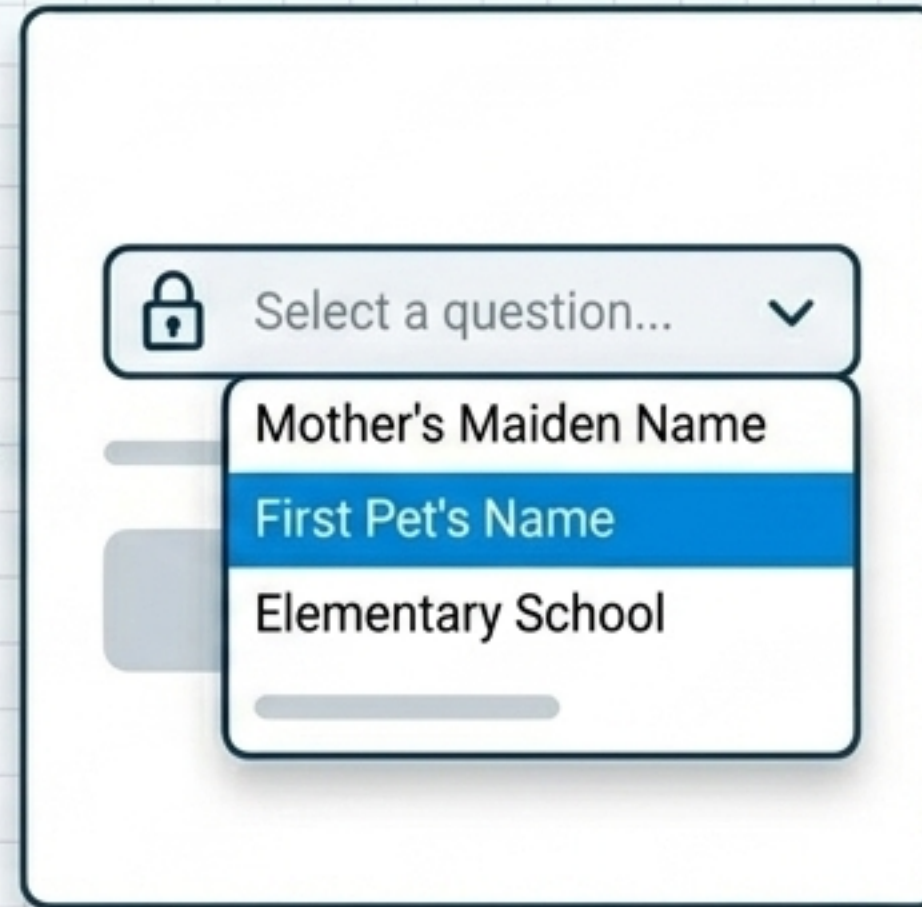
Username

Password

Login

Log In

Enter your newly minted credentials.



Select a question... ▼

Mother's Maiden Name

First Pet's Name

Elementary School

Set the Secret Question

Choose a memorable question and answer for account recovery in case you forget your password.

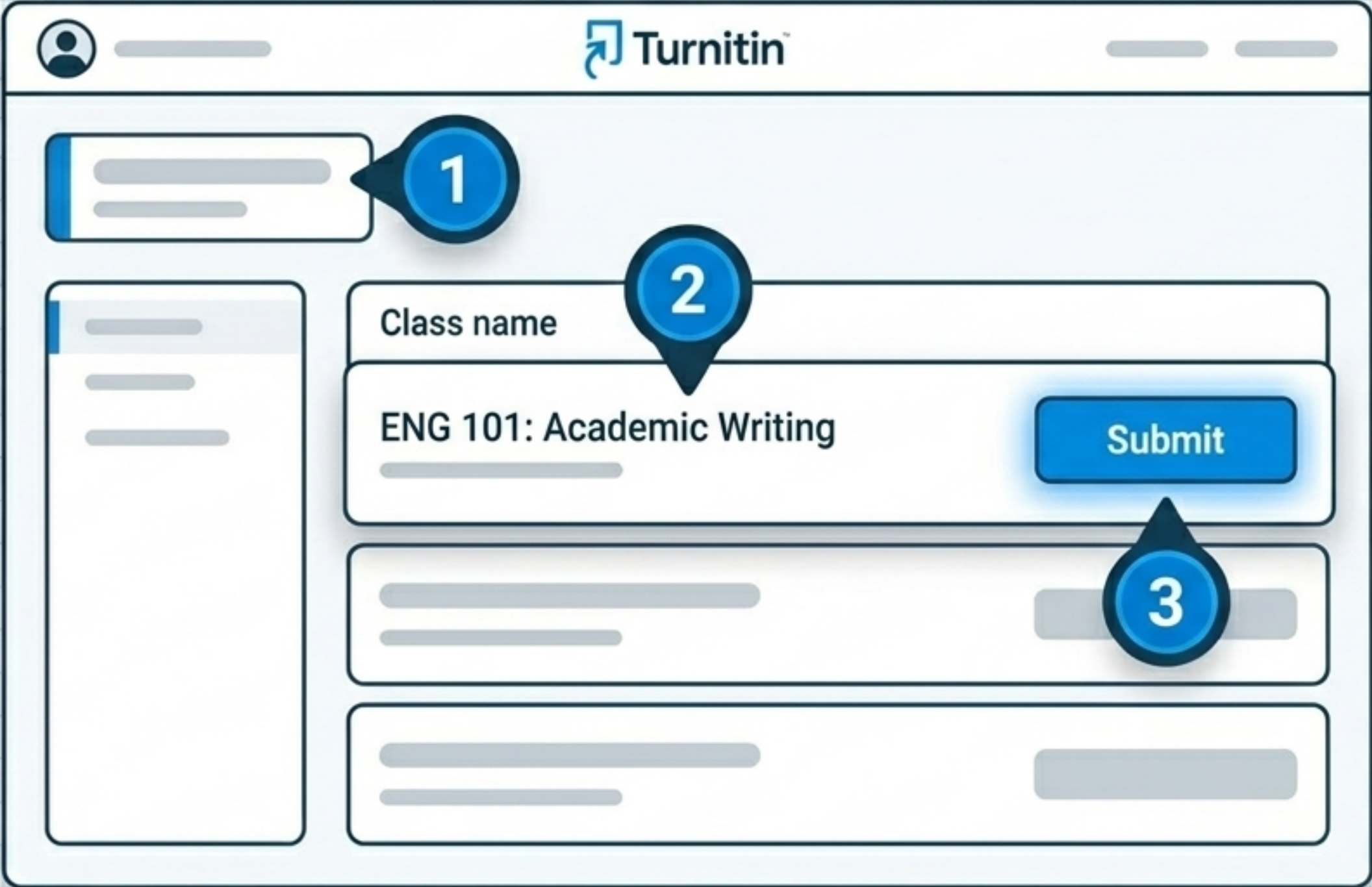


I Agree

Accept the EULA

Scroll through the End User License Agreement and click "I Agree" or "Continue." Your account is now fully active.

Navigating the Dashboard



The image shows a screenshot of the Turnitin dashboard interface. At the top, there is a user profile icon on the left and the Turnitin logo in the center. Below the header, there is a list of class entries. The first entry is highlighted with a blue glow and a blue callout bubble containing the number '1', pointing to the instructor's name. The second entry is also highlighted with a blue glow and a blue callout bubble containing the number '2', pointing to the class name 'ENG 101: Academic Writing'. The third entry is highlighted with a blue glow and a blue callout bubble containing the number '3', pointing to the 'Submit' button. To the right of the dashboard, there is a legend box titled 'Legend: Key Elements' with three entries explaining the callouts.

Legend: Key Elements

Pin 1: Your Instructor
Locate your instructor's name to ensure you are in the correct portal.

Pin 2: Your Enrolled Class
Click directly on your specific class name to open the assignment workspace.

Pin 3: The Submit Button
Once inside the class workspace, click 'Submit' to begin your document upload.

The Submission Pipeline



1. Title Entry

Enter the title of your draft (e.g., 'Thesis Draft 1').

2. File Upload

Select and upload your manuscript file.

3. Preview & Confirm

Crucial Step! Review the generated preview of your document, then explicitly click "Confirm" to lock in the submission.

4. Processing

The system is now analyzing your text against global databases.

Accessing Your Results



The Processing Wait
Depending on file size, the analysis takes time.

Once complete, a clickable percentage—your **Similarity Score**—will appear next to your submission. Click this specific number to open the full **Similarity Report**.

Decoding the Highlights

Diagram illustrating the connection between detected text highlights and source matches. The left panel shows three paragraphs of text with highlighted sections. The right panel, titled "Trust Navy Match Overview", lists five potential sources. Colored circles (1, 2, 3) on the right connect the highlights to the corresponding source entries in the sidebar.

Trust Navy

Match Overview

- 1 Journal of Academic Research, Vol. 12, 2023
- 2 Global Studies Database, Source ID 5598
- 3 University Repository, Dissertation: Smith, J.
- 4 Open Access Archive, Paper: AI in Education
- 5 Online Encyclopedia Entry

Trust Navy

Detected Matches

Any text covered in colored blocks indicates detected plagiarism or a direct match with an existing source.

Trust Navy

The Source Sidebar

The colors and numbers correspond to the right-hand panel, revealing exactly where the matched text originated.


Diagnostic Matrix: Responding to Flags

Observation	Action Required
Large blocks of highlighted text.	The concept relies too heavily on the original author. Extensive paraphrasing or structural rewriting is needed.
Highlighted names, common phrases, or exact quotes.	Ensure quotation marks and proper quotation marks and proper academic citations are correctly formatted.

The Art of Paraphrasing

Before

Lorem ipsum dolor sit amet, consectetur adipiscing elit, sed do eiusmod tempor incididunt ut labore et dolore alicuius. Veniam, quis nostrud exercitation ullamco ut labore nisi ut eu ad minim veniam, quis nostrud exercitation ullamco ut labore nisi ut aliquip ex ea commodo consequat.

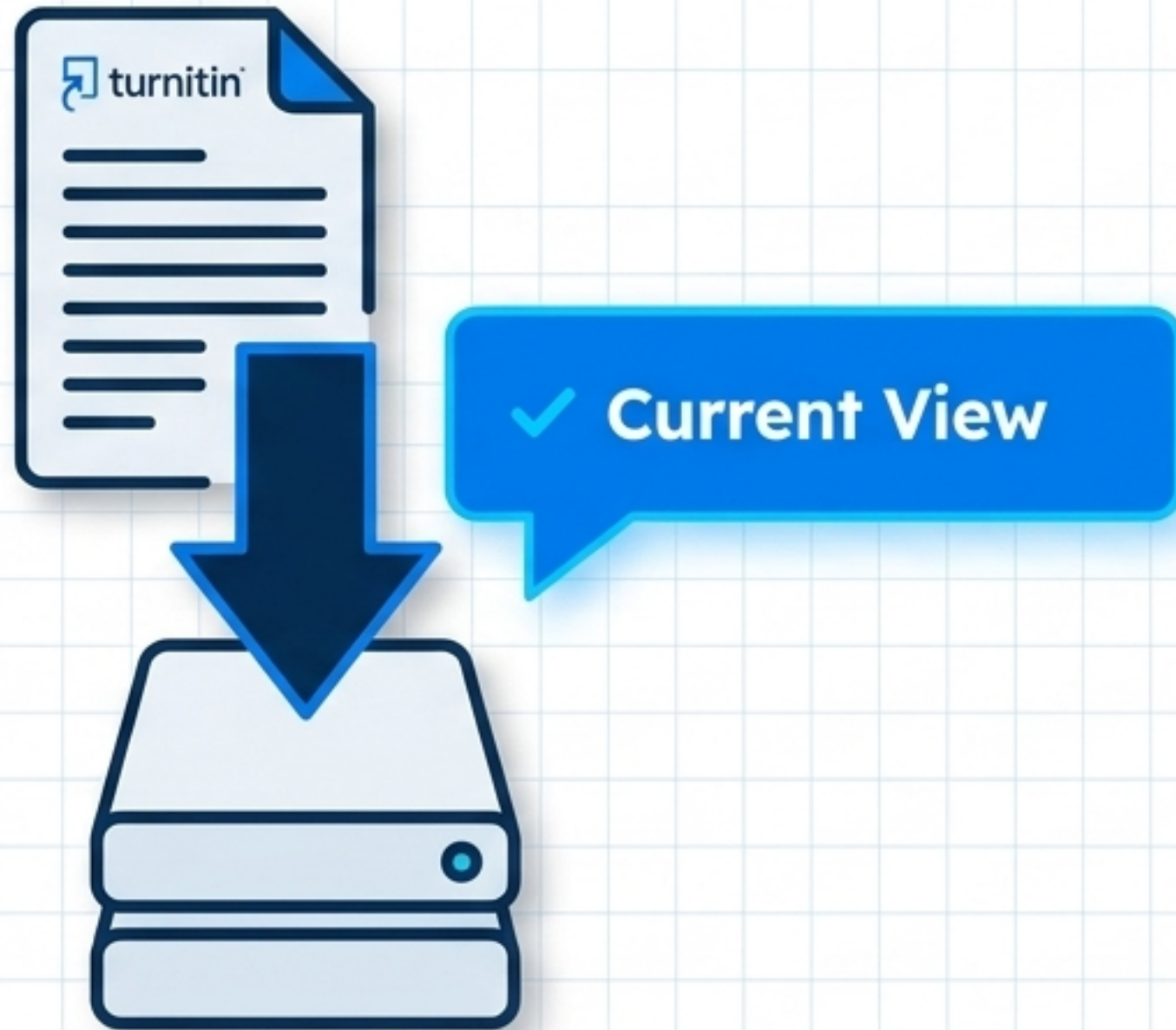


After

Lorem ipsum dolor sit amet, consectetur adipiscing elit, sed do eiusmod tempor incididunt ut labore et dolore magna veniam, quis nostrud exercitation ullamco et enim aliqua. Ut ad minim veniam, quis nostrud exercitation ullamco laboris nisi ut aliquip ex ea commodo consequat.

Effective paraphrasing is not just swapping out synonyms. To successfully clear a highlighted block, you must **actively restructure the sentence, synthesize the core idea, and rewrite the concept entirely** in your own distinct **academic voice**.

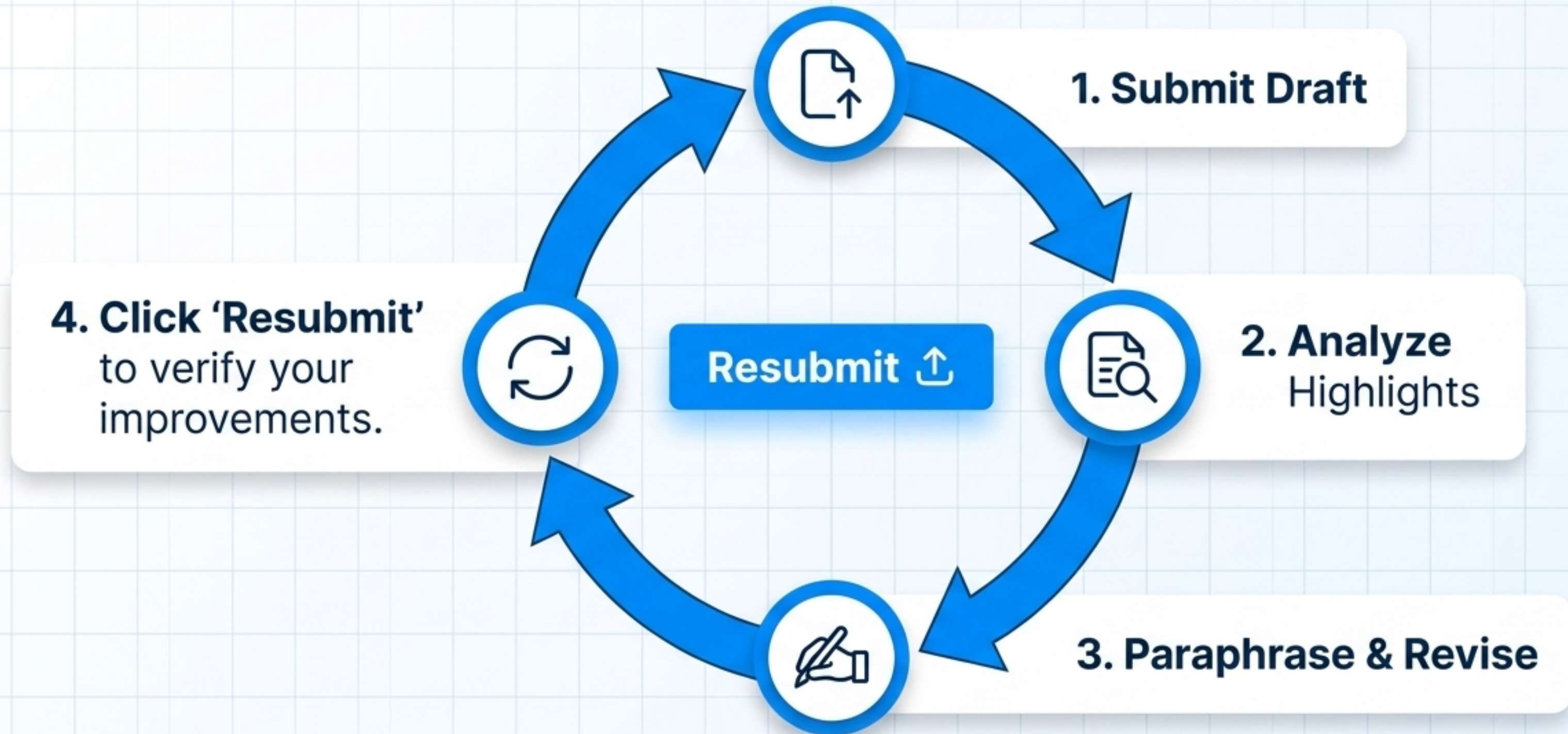
Archiving Your Results



Action Required

- To review your report offline while editing your draft, locate the **download icon** (downward arrow) in the **Turnitin viewer**.
- Select the top option—“**Current View**”—to generate and save a complete PDF of your similarity report.

The Iterative Integrity Loop



Turnitin is a tool for refinement, not just detection.

Quick Troubleshooting Checklist



No activation email?



Check your Spam, Promotions, or Social folders immediately.



Can't log in?



Utilize the Secret Question you established during Phase 1 to recover access.



High similarity score?



Review highlighted blocks, verify your citations, and deeply paraphrase general concepts.

Submit With Confidence



You are now equipped to **navigate** the **platform**, decode your results, and **protect** your academic **integrity**.

Revise with purpose.